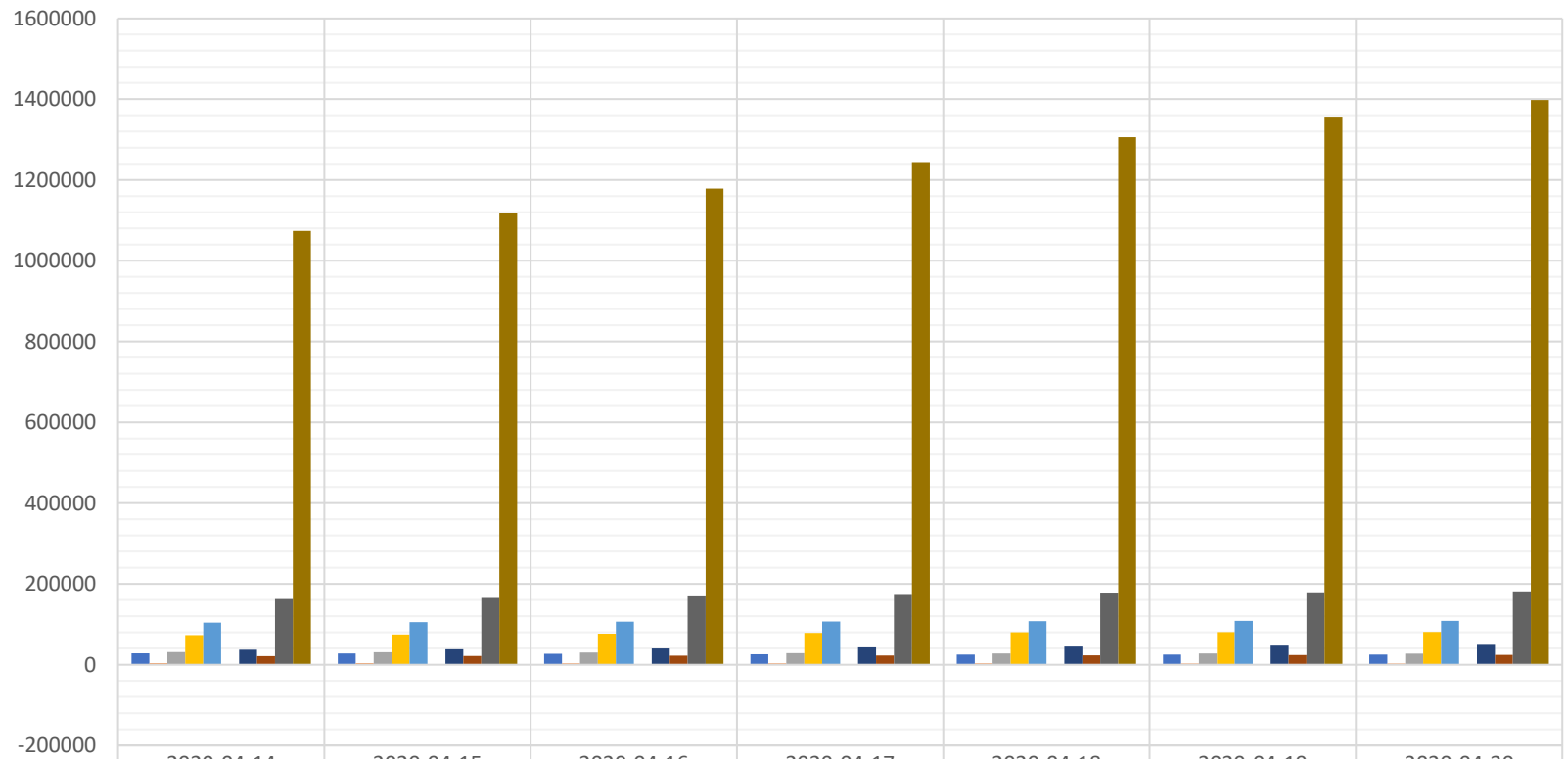
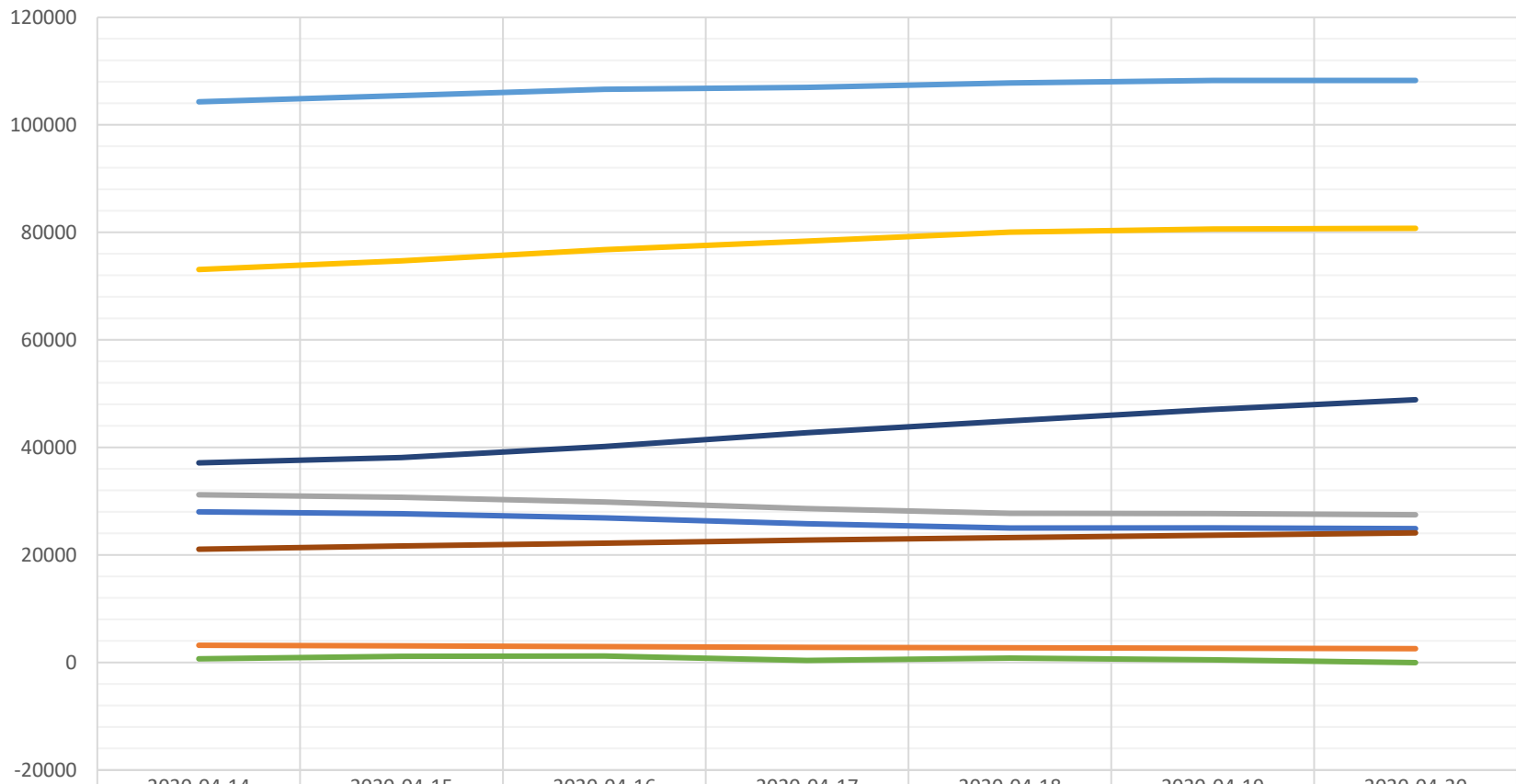


Andamento Nazionale - Ultimi 7 giorni



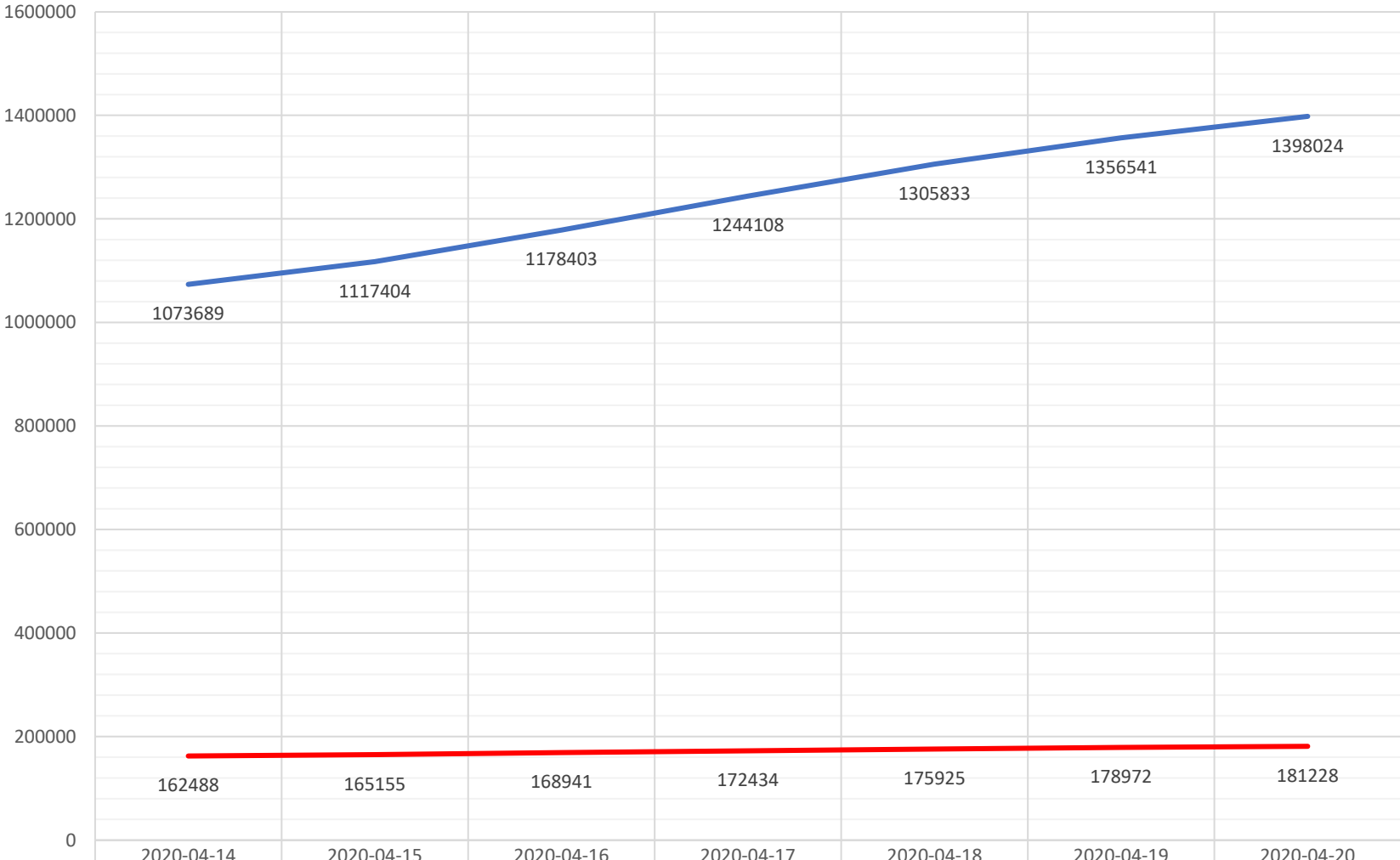
	2020-04-14	2020-04-15	2020-04-16	2020-04-17	2020-04-18	2020-04-19	2020-04-20
■ (A) Ricoverati	28011	27643	26893	25786	25007	25033	24906
■ (B) Terapia Intensiva	3186	3079	2936	2812	2733	2635	2573
■ (C) Ospedalizzati (A+B)	31197	30722	29829	28598	27740	27668	27479
■ (D) Isolamento Domiciliare	73094	74696	76778	78364	80031	80589	80758
■ (E) Positivi (C+D)	104291	105418	106607	106962	107771	108257	108237
■ (F) Positivi(nuovi)	675	1127	1189	355	809	486	-20
■ (G) Dimessi/Guariti	37130	38092	40164	42727	44927	47055	48877
■ (H) Deceduti	21067	21645	22170	22745	23227	23660	24114
■ (I) #Casi (E+G+H)	162488	165155	168941	172434	175925	178972	181228
■ (J) #Tamponi	1073689	1117404	1178403	1244108	1305833	1356541	1398024

Andamento Nazionale - Ultimi 7 giorni



	2020-04-14	2020-04-15	2020-04-16	2020-04-17	2020-04-18	2020-04-19	2020-04-20
(A) Ricoverati	28011	27643	26893	25786	25007	25033	24906
(B) Terapia Intensiva	3186	3079	2936	2812	2733	2635	2573
(C) Ospedalizzati (A+B)	31197	30722	29829	28598	27740	27668	27479
(D) Isolamento Domiciliare	73094	74696	76778	78364	80031	80589	80758
(E) Positivi (C+D)	104291	105418	106607	106962	107771	108257	108237
(F) Positivi (nuovi)	675	1127	1189	355	809	486	-20
(G) Dimessi/Guariti	37130	38092	40164	42727	44927	47055	48877
(H) Deceduti	21067	21645	22170	22745	23227	23660	24114

Andamento Nazionale - Ultimi 7 giorni



(I) #Casi (E+G+H)	162488	165155	168941	172434	175925	178972	181228
(J) #Tamponi	1073689	1117404	1178403	1244108	1305833	1356541	1398024