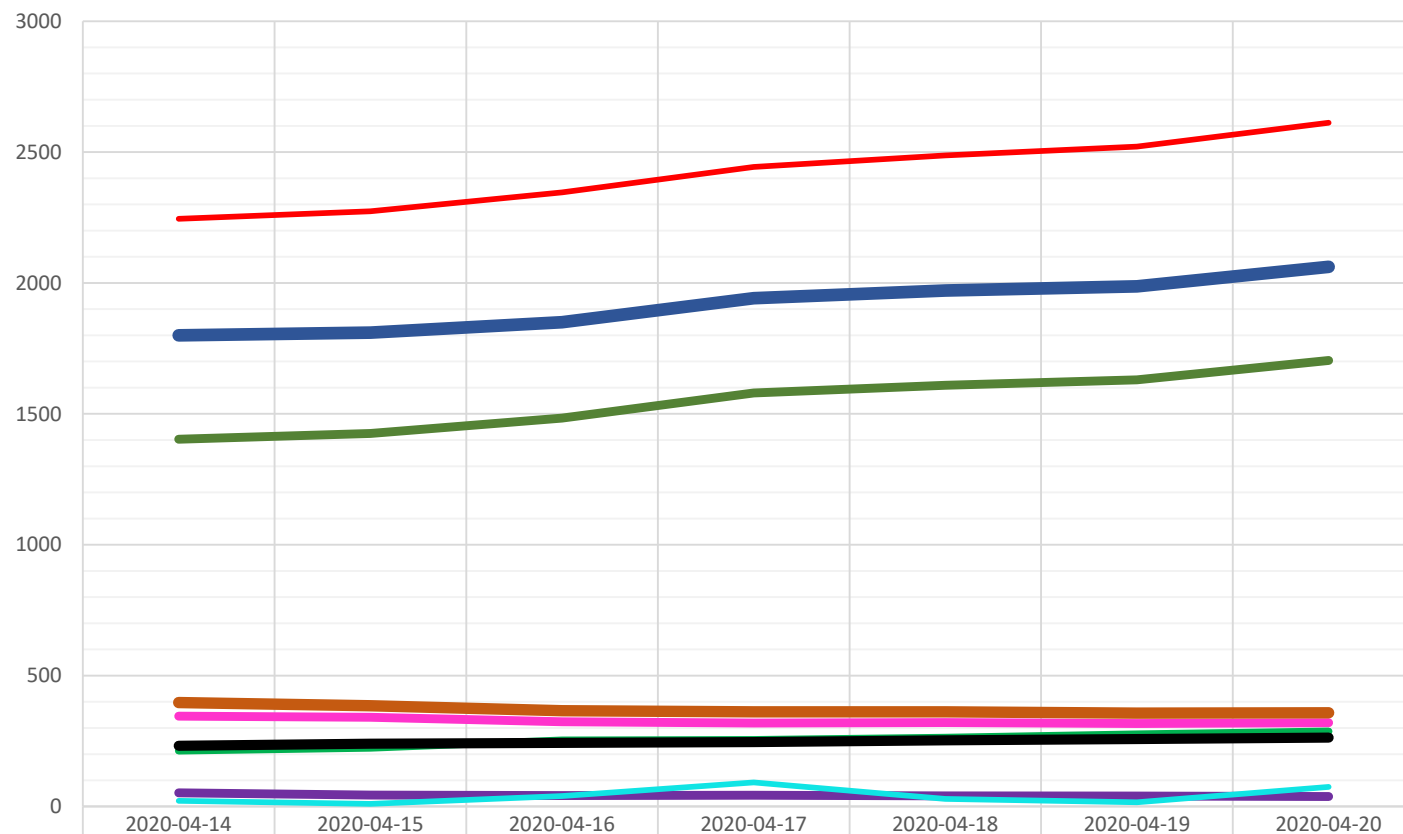
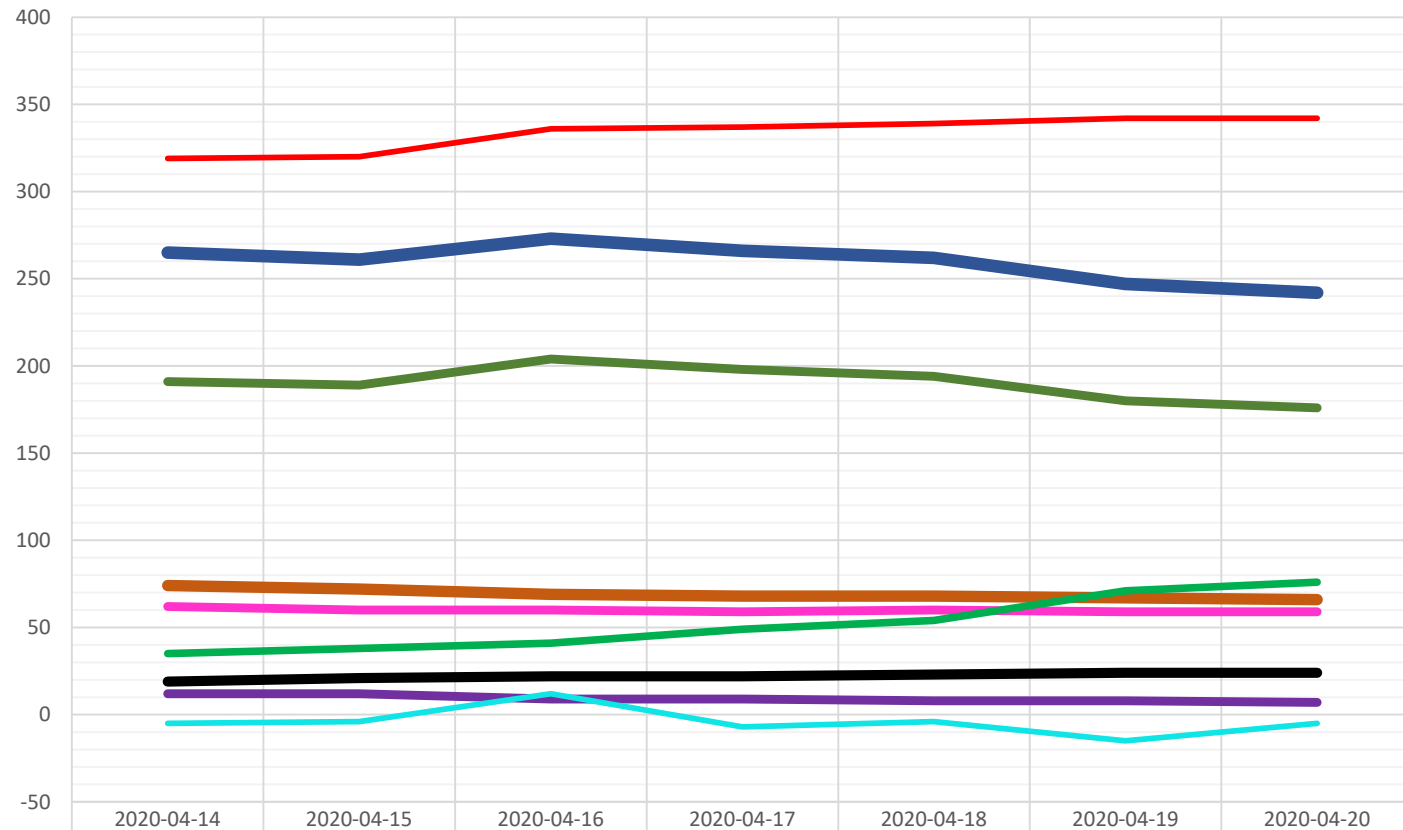


## Abruzzo



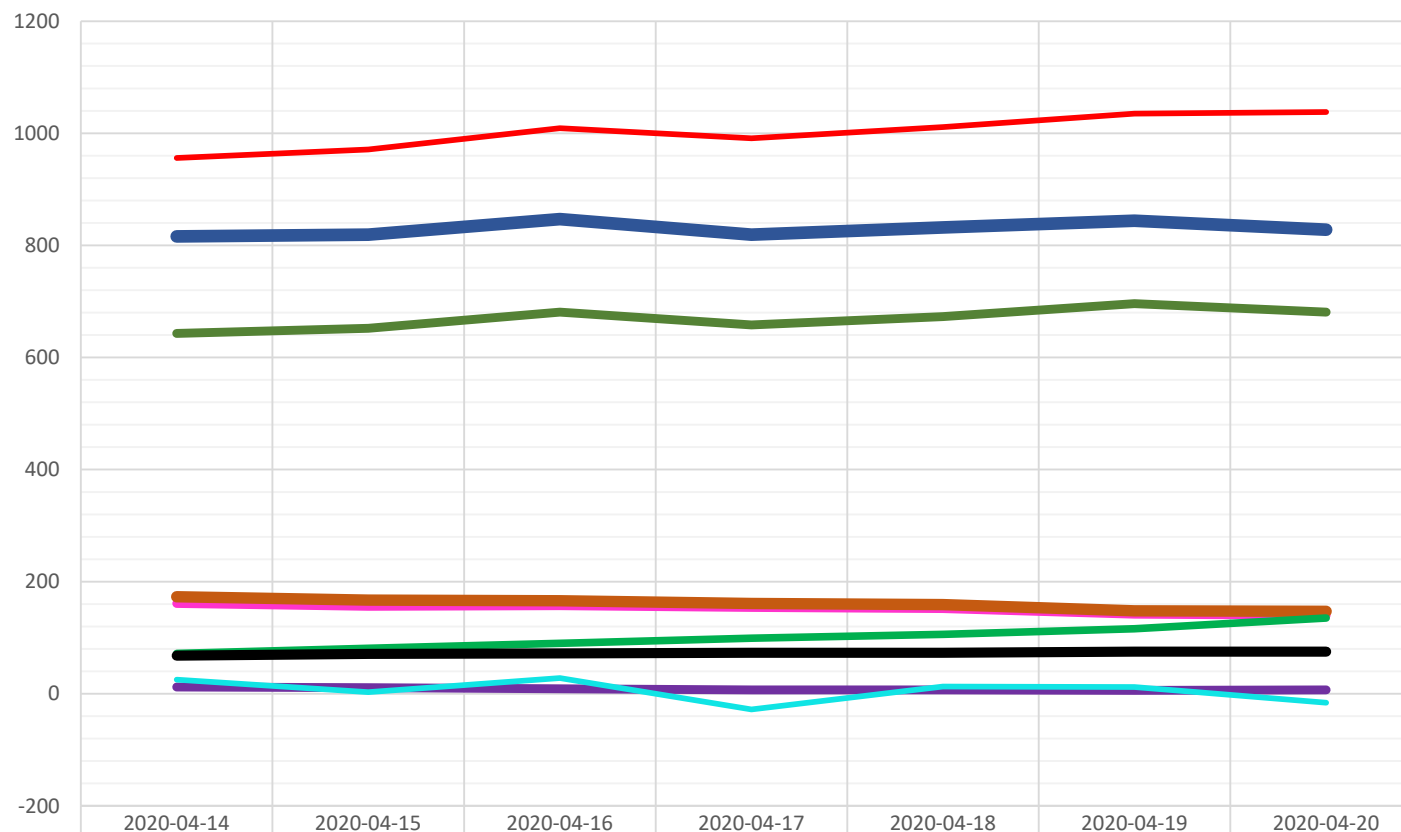
	2020-04-14	2020-04-15	2020-04-16	2020-04-17	2020-04-18	2020-04-19	2020-04-20
(A) Ricoverati	345	341	324	319	321	317	320
(B) Terapia Intensiva	52	44	42	43	41	40	38
(C) Ospedalizzati (A+B)	397	385	366	362	362	357	358
(D) Isolamento Domiciliare	1403	1425	1484	1580	1609	1630	1704
(E) Positivi (C+D)	1800	1810	1850	1942	1971	1987	2062
(F) Positivi(nuovi)	22	10	40	92	29	16	75
(G) Dimessi/Guariti	213	224	253	255	263	276	287
(H) Deceduti	232	240	243	246	253	258	263
(I) #Casi (E+G+H)	2245	2274	2346	2443	2487	2521	2612

## Basilicata



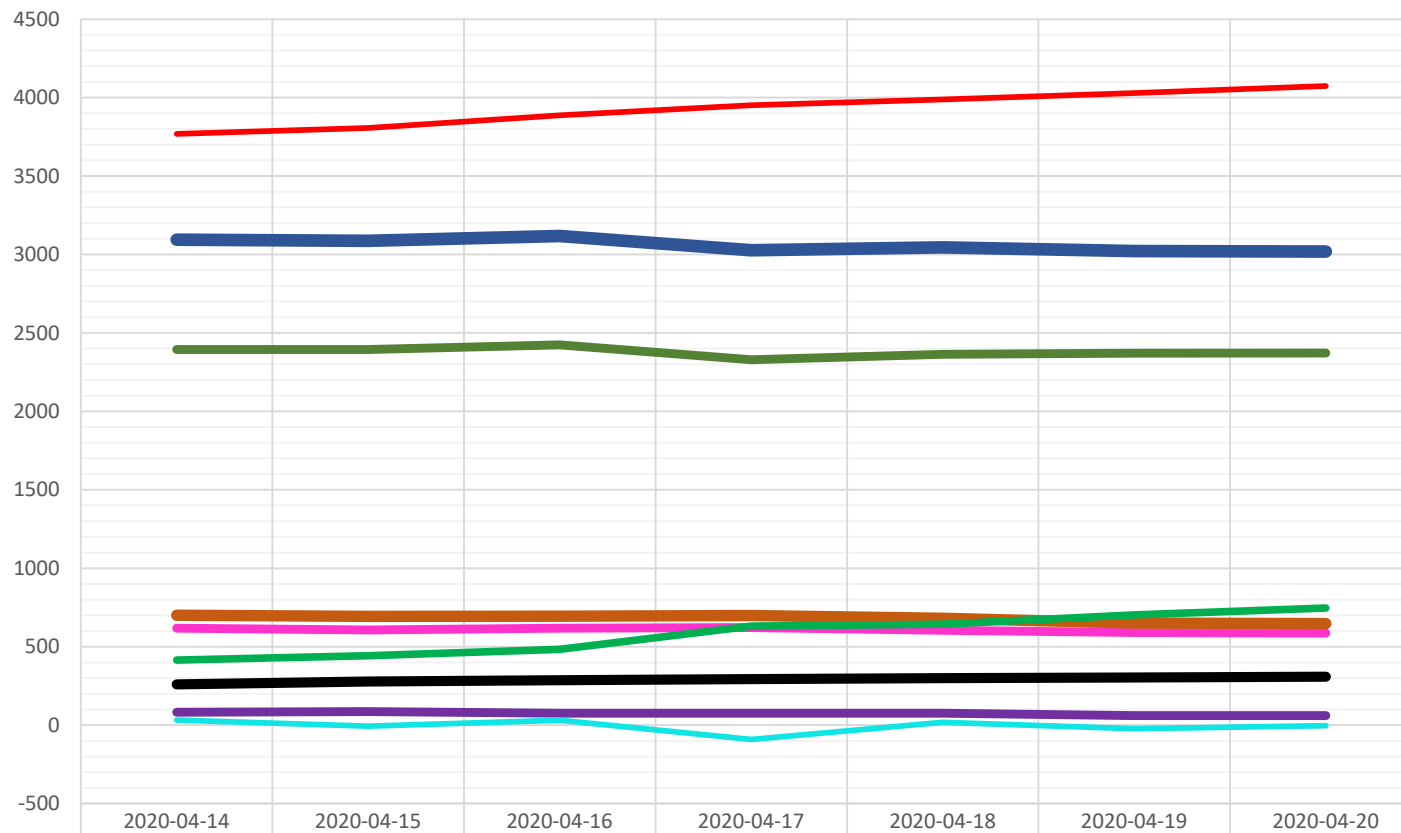
	2020-04-14	2020-04-15	2020-04-16	2020-04-17	2020-04-18	2020-04-19	2020-04-20
(A) Ricoverati	62	60	60	59	60	59	59
(B) Terapia Intensiva	12	12	9	9	8	8	7
(C) Ospedalizzati (A+B)	74	72	69	68	68	67	66
(D) Isolamento Domiciliare	191	189	204	198	194	180	176
(E) Positivi (C+D)	265	261	273	266	262	247	242
(F) Positivi(nuovi)	-5	-4	12	-7	-4	-15	-5
(G) Dimessi/Guariti	35	38	41	49	54	71	76
(H) Deceduti	19	21	22	22	23	24	24
(I) #Casi (E+G+H)	319	320	336	337	339	342	342

## Calabria



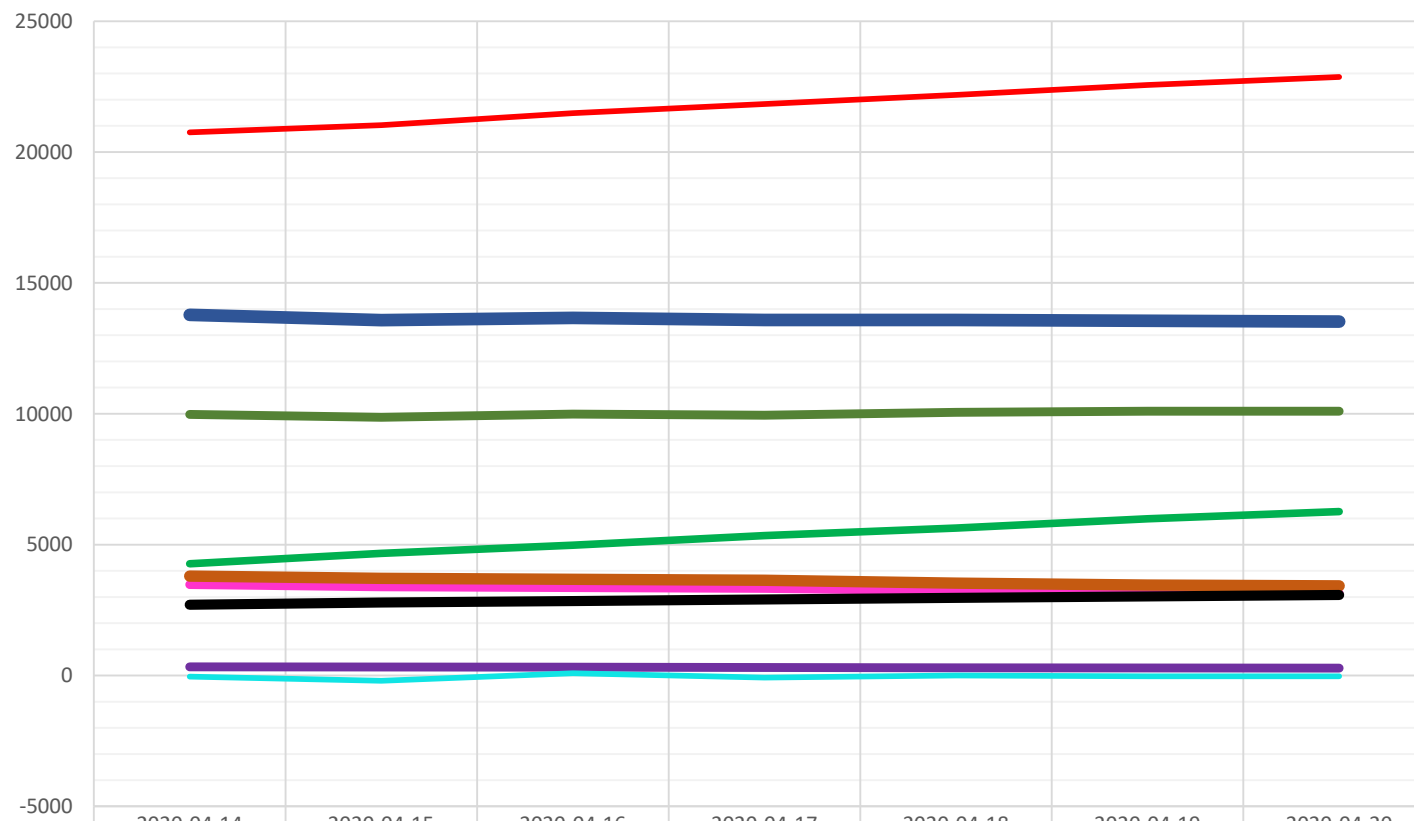
	2020-04-14	2020-04-15	2020-04-16	2020-04-17	2020-04-18	2020-04-19	2020-04-20
(A) Ricoverati	161	156	157	154	152	142	140
(B) Terapia Intensiva	12	11	9	7	7	6	7
(C) Ospedalizzati (A+B)	173	167	166	161	159	148	147
(D) Isolamento Domiciliare	643	652	681	658	673	696	681
(E) Positivi (C+D)	816	819	847	819	832	844	828
(F) Positivi(nuovi)	25	3	28	-28	13	12	-16
(G) Dimessi/Guariti	72	81	90	99	106	116	135
(H) Deceduti	68	71	72	73	73	75	75
(I) #Casi (E+G+H)	956	971	1009	991	1011	1035	1038

## Campania



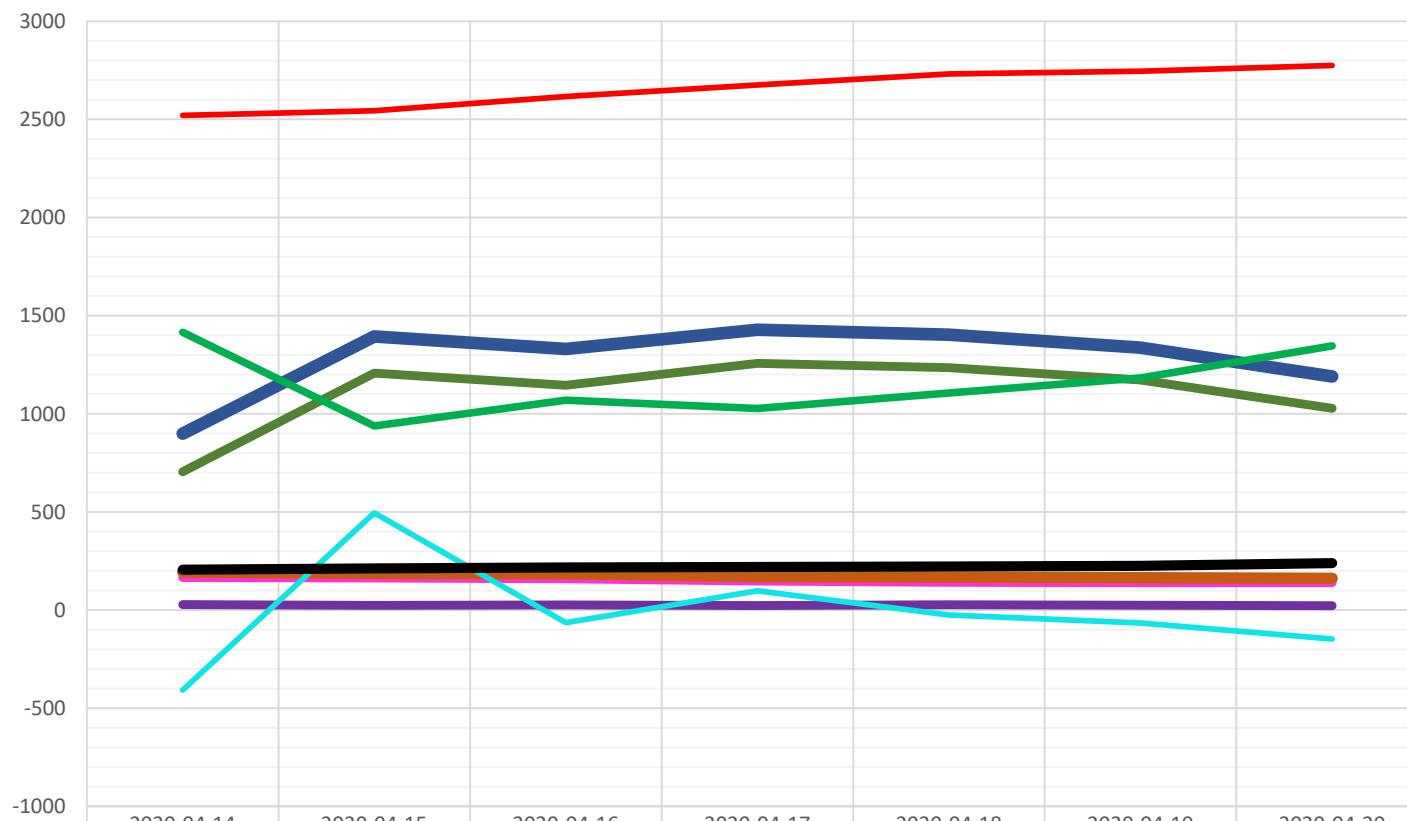
	2020-04-14	2020-04-15	2020-04-16	2020-04-17	2020-04-18	2020-04-19	2020-04-20
(A) Ricoverati	618	607	618	622	605	590	586
(B) Terapia Intensiva	82	86	76	76	76	61	61
(C) Ospedalizzati (A+B)	700	693	694	698	681	651	647
(D) Isolamento Domiciliare	2394	2394	2424	2329	2364	2371	2372
(E) Positivi (C+D)	3094	3087	3118	3027	3045	3022	3019
(F) Positivi(nuovi)	32	-7	31	-91	18	-23	-3
(G) Dimessi/Guariti	415	442	483	631	643	703	746
(H) Deceduti	260	278	286	293	300	304	309
(I) #Casi (E+G+H)	3769	3807	3887	3951	3988	4029	4074

## Emilia Romagna



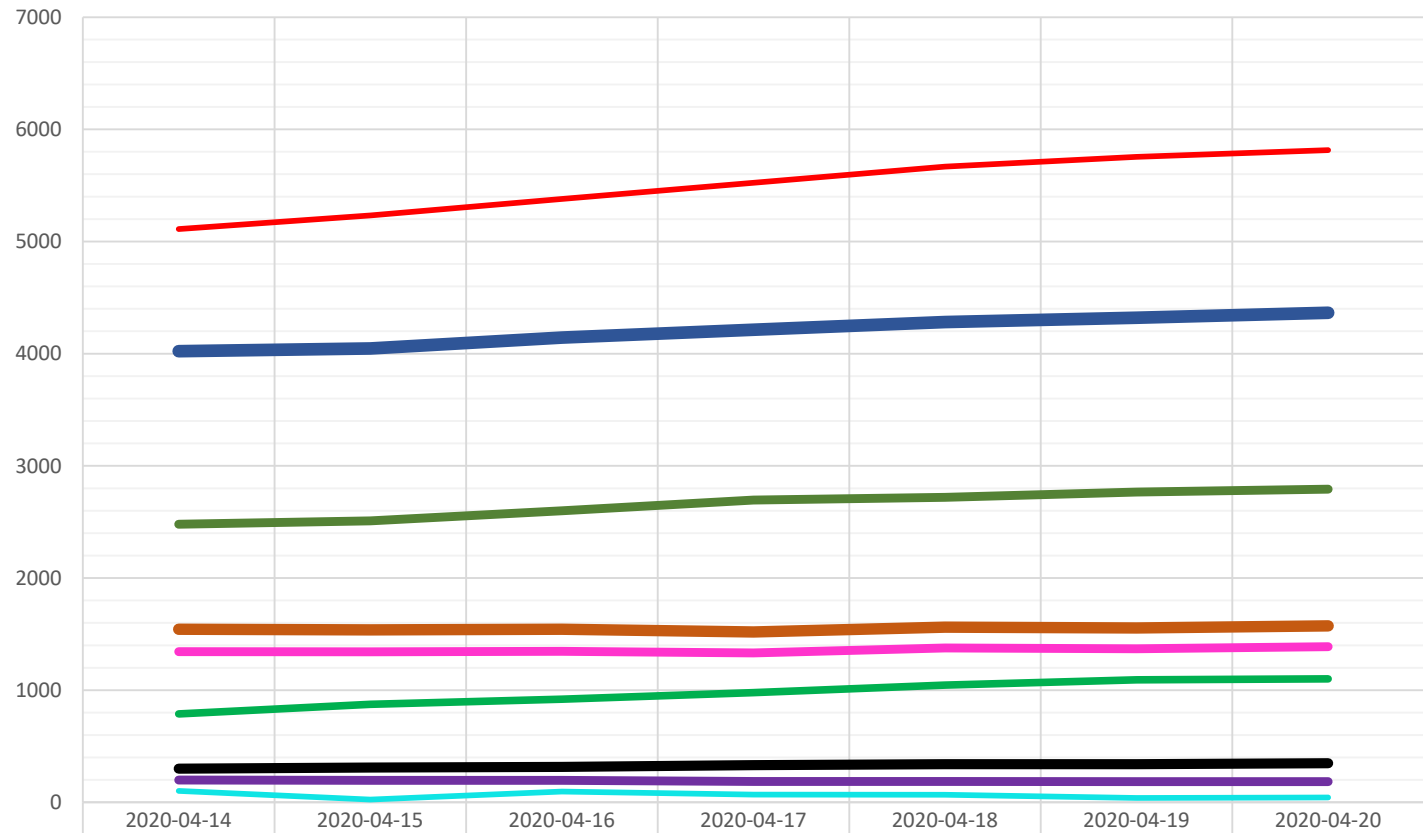
	2020-04-14	2020-04-15	2020-04-16	2020-04-17	2020-04-18	2020-04-19	2020-04-20
(A) Ricoverati	3473	3388	3360	3330	3234	3166	3144
(B) Terapia Intensiva	328	325	316	309	296	289	283
(C) Ospedalizzati (A+B)	3801	3713	3676	3639	3530	3455	3427
(D) Isolamento Domiciliare	9977	9864	9987	9946	10054	10097	10095
(E) Positivi (C+D)	13778	13577	13663	13585	13584	13552	13522
(F) Positivi(nuovi)	-40	-201	86	-78	-1	-32	-30
(G) Dimessi/Guariti	4269	4664	4980	5346	5635	5985	6266
(H) Deceduti	2705	2788	2843	2903	2965	3023	3079
(I) #Casi (E+G+H)	20752	21029	21486	21834	22184	22560	22867

### Friuli Venezia Giulia



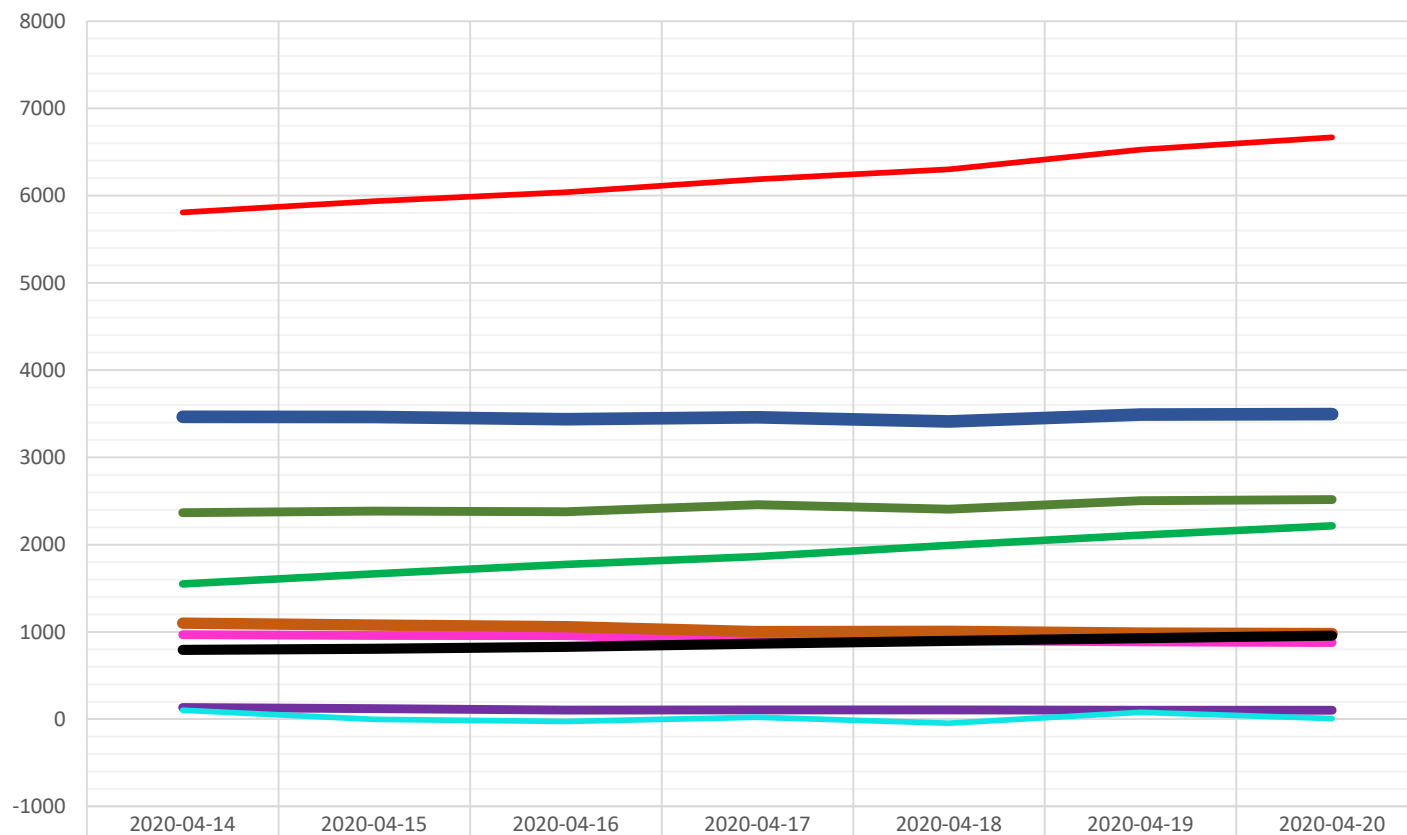
	2020-04-14	2020-04-15	2020-04-16	2020-04-17	2020-04-18	2020-04-19	2020-04-20
(A) Ricoverati	166	163	159	148	141	140	140
(B) Terapia Intensiva	28	24	26	23	27	25	22
(C) Ospedalizzati (A+B)	194	187	185	171	168	165	162
(D) Isolamento Domiciliare	705	1207	1145	1257	1235	1172	1028
(E) Positivi (C+D)	899	1394	1330	1428	1403	1337	1190
(F) Positivi(nuovi)	-408	495	-64	98	-25	-66	-147
(G) Dimessi/Guariti	1415	938	1069	1027	1106	1183	1346
(H) Deceduti	206	212	217	220	222	225	239
(I) #Casi (E+G+H)	2520	2544	2616	2675	2731	2745	2775

## Lazio



	2020-04-14	2020-04-15	2020-04-16	2020-04-17	2020-04-18	2020-04-19	2020-04-20
(A) Ricoverati	1344	1342	1347	1332	1376	1370	1388
(B) Terapia Intensiva	199	196	197	187	186	185	185
(C) Ospedalizzati (A+B)	1543	1538	1544	1519	1562	1555	1573
(D) Isolamento Domiciliare	2479	2509	2600	2695	2720	2766	2792
(E) Positivi (C+D)	4022	4047	4144	4214	4282	4321	4365
(F) Positivi (nuovi)	102	25	97	70	68	39	44
(G) Dimessi/Guariti	789	874	920	978	1046	1093	1101
(H) Deceduti	300	311	316	332	340	341	349
(I) #Casi (E+G+H)	5111	5232	5380	5524	5668	5755	5815

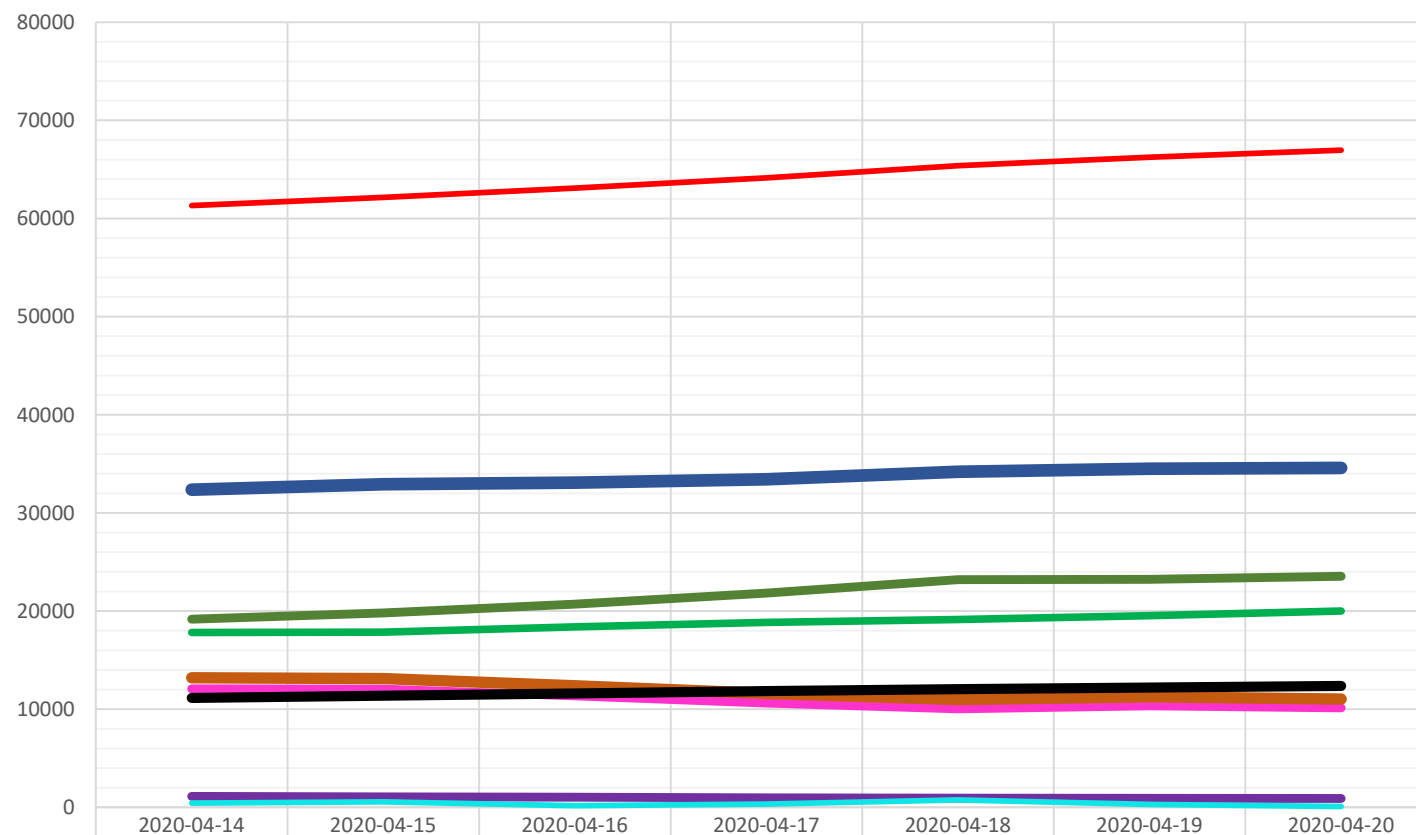
## Liguria



	2020-04-14	2020-04-15	2020-04-16	2020-04-17	2020-04-18	2020-04-19	2020-04-20
(A) Ricoverati	967	959	957	897	901	885	878
(B) Terapia Intensiva	133	120	103	105	105	101	102
(C) Ospedalizzati (A+B)	1100	1079	1060	1002	1006	986	980
(D) Isolamento Domiciliare	2366	2385	2377	2457	2406	2504	2516
(E) Positivi (C+D)	3466	3464	3437	3459	3412	3490	3496
(F) Positivi(nuovi)	101	-2	-27	22	-47	78	6
(G) Dimessi/Guariti	1549	1665	1774	1863	1992	2110	2216
(H) Deceduti	793	807	828	866	897	928	957
(I) #Casi (E+G+H)	5808	5936	6039	6188	6301	6528	6669

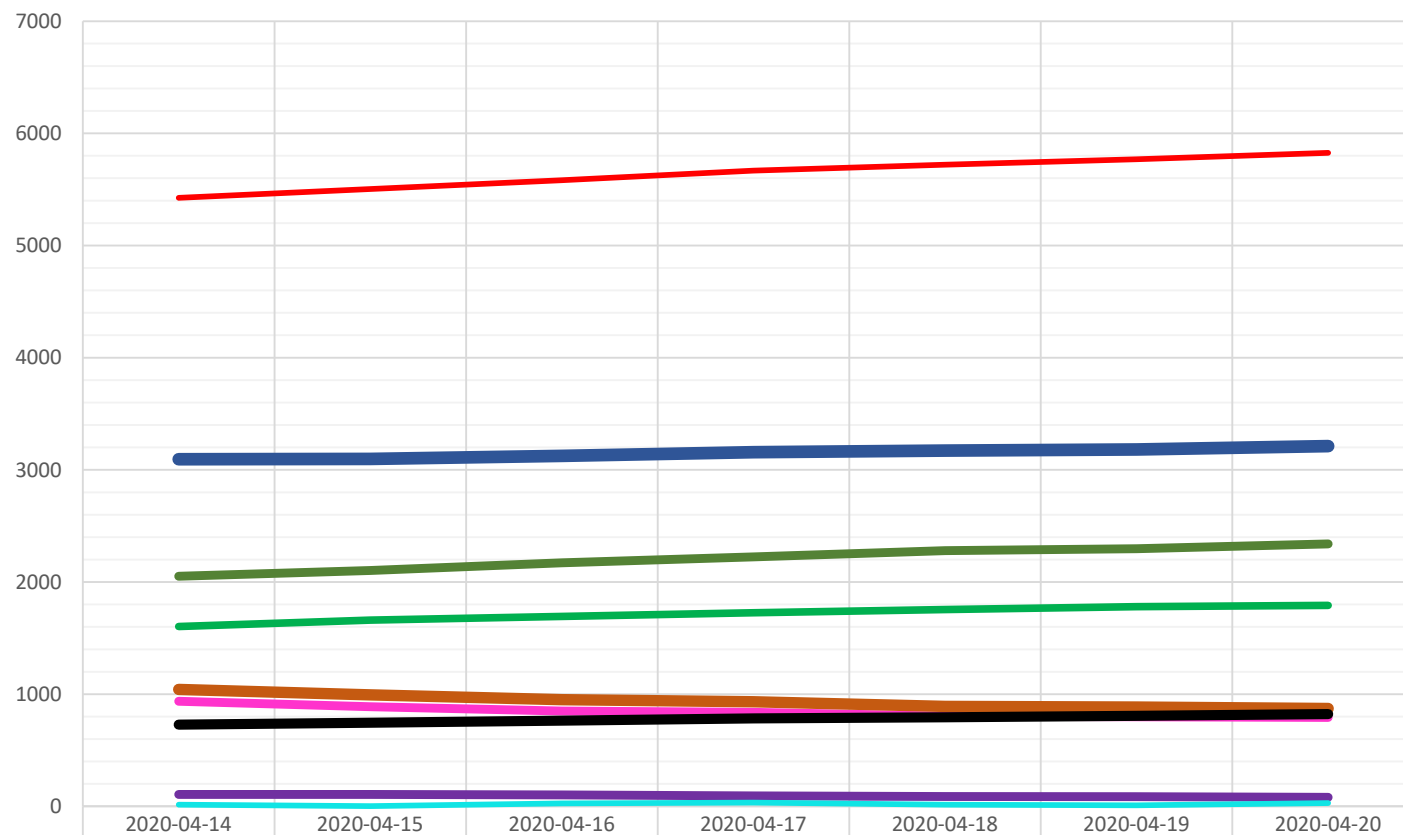


## Lombardia



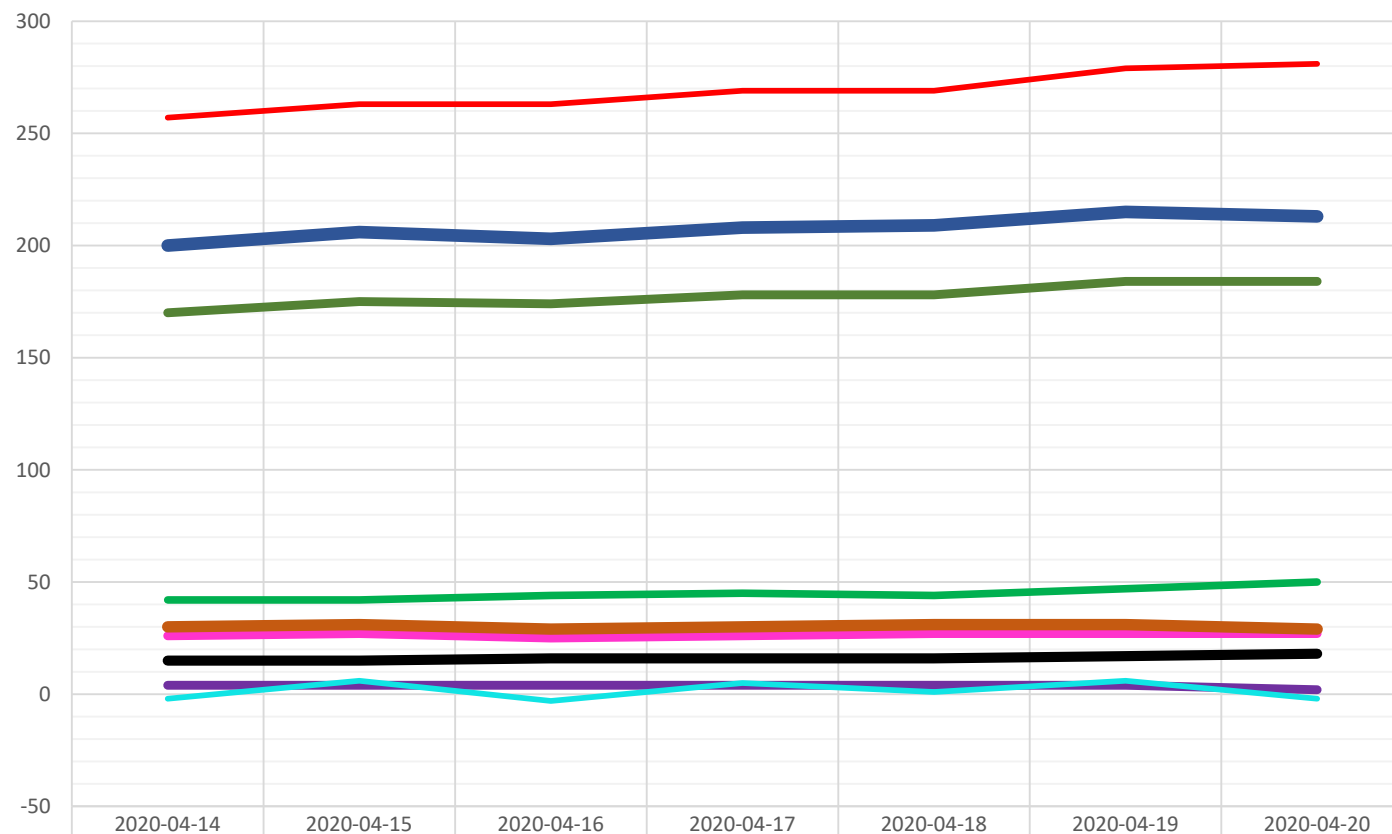
	2020-04-14	2020-04-15	2020-04-16	2020-04-17	2020-04-18	2020-04-19	2020-04-20
(A) Ricoverati	12077	12043	11356	10627	10042	10342	10138
(B) Terapia Intensiva	1122	1074	1032	971	947	922	901
(C) Ospedalizzati (A+B)	13199	13117	12388	11598	10989	11264	11039
(D) Isolamento Domiciliare	19164	19804	20702	21836	23206	23233	23548
(E) Positivi (C+D)	32363	32921	33090	33434	34195	34497	34587
(F) Positivi (nuovi)	428	558	169	344	761	302	90
(G) Dimessi/Guariti	17821	17855	18396	18850	19136	19526	20008
(H) Deceduti	11142	11377	11608	11851	12050	12213	12376
(I) #Casi (E+G+H)	61326	62153	63094	64135	65381	66236	66971

## Marche



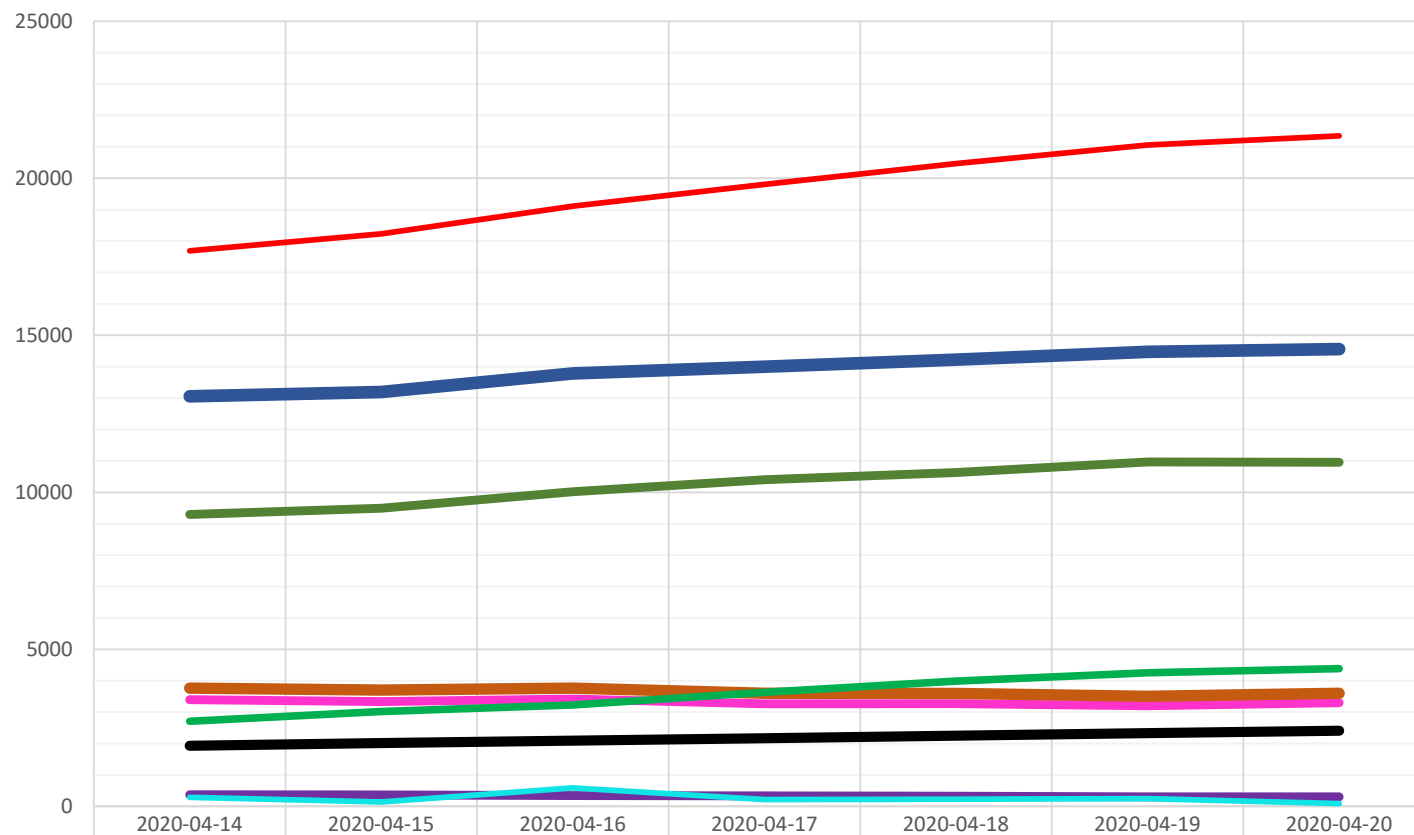
	2020-04-14	2020-04-15	2020-04-16	2020-04-17	2020-04-18	2020-04-19	2020-04-20
(A) Ricoverati	937	888	850	839	804	799	792
(B) Terapia Intensiva	106	106	102	94	88	86	80
(C) Ospedalizzati (A+B)	1043	994	952	933	892	885	872
(D) Isolamento Domiciliare	2052	2103	2172	2224	2280	2297	2340
(E) Positivi (C+D)	3095	3097	3124	3157	3172	3182	3212
(F) Positivi(nuovi)	15	2	27	33	15	10	30
(G) Dimessi/Guariti	1603	1660	1694	1726	1754	1780	1792
(H) Deceduti	728	746	764	785	795	807	822
(I) #Casi (E+G+H)	5426	5503	5582	5668	5721	5769	5826

## Molise



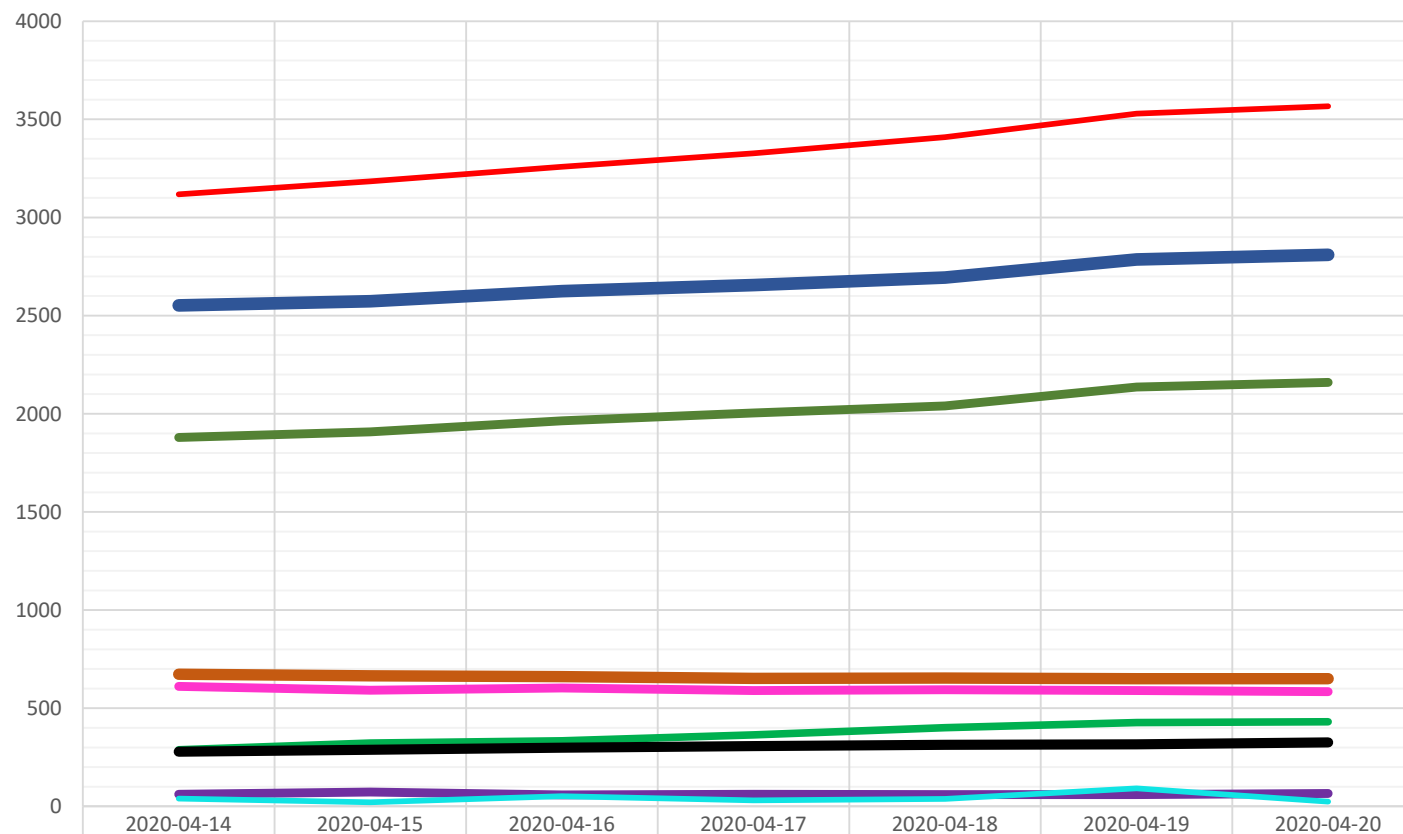
	2020-04-14	2020-04-15	2020-04-16	2020-04-17	2020-04-18	2020-04-19	2020-04-20
(A) Ricoverati	26	27	25	26	27	27	27
(B) Terapia Intensiva	4	4	4	4	4	4	2
(C) Ospedalizzati (A+B)	30	31	29	30	31	31	29
(D) Isolamento Domiciliare	170	175	174	178	178	184	184
(E) Positivi (C+D)	200	206	203	208	209	215	213
(F) Positivi(nuovi)	-2	6	-3	5	1	6	-2
(G) Dimessi/Guariti	42	42	44	45	44	47	50
(H) Deceduti	15	15	16	16	16	17	18
(I) #Casi (E+G+H)	257	263	263	269	269	279	281

## Piemonte



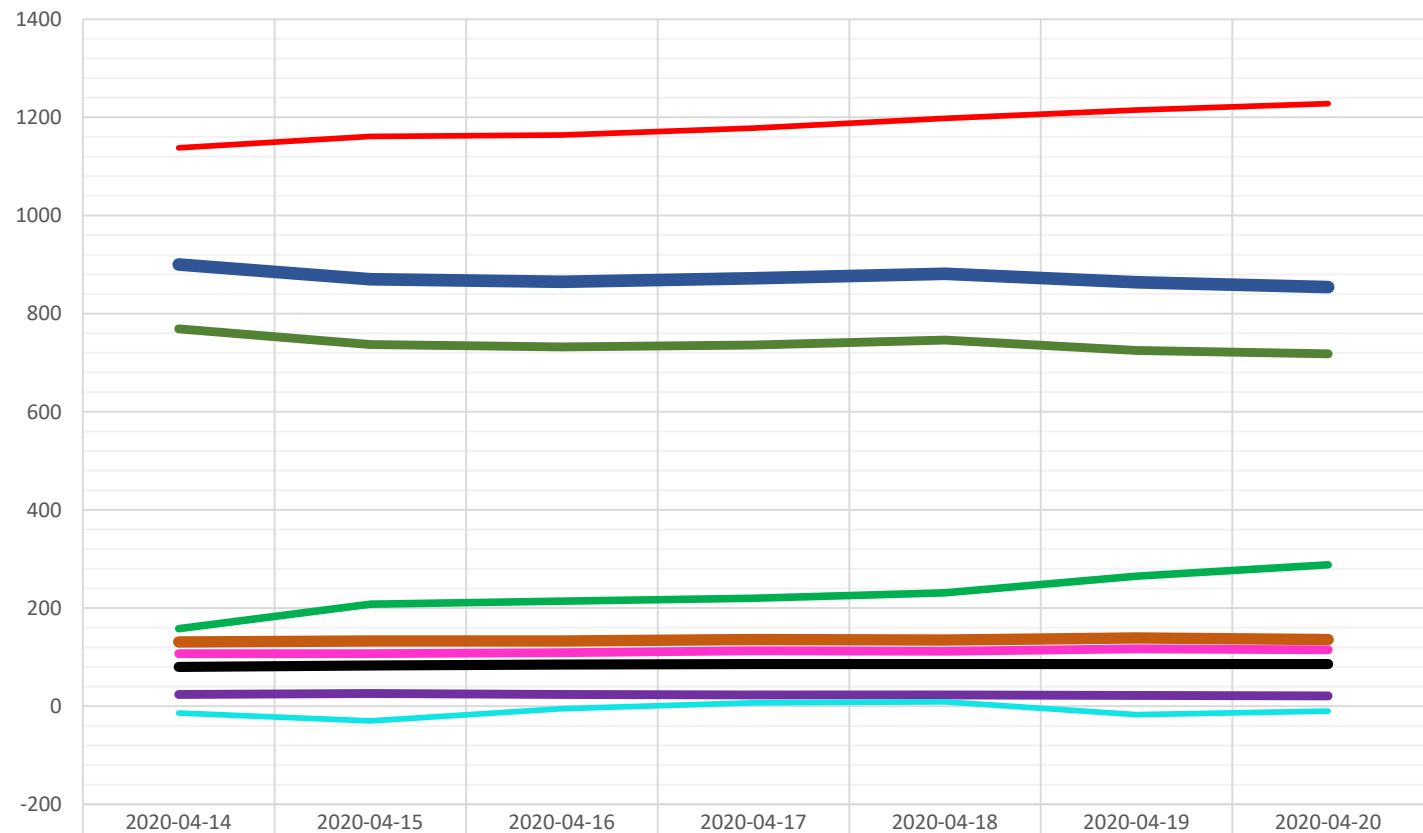
	2020-04-14	2020-04-15	2020-04-16	2020-04-17	2020-04-18	2020-04-19	2020-04-20
(A) Ricoverati	3395	3338	3418	3266	3271	3201	3299
(B) Terapia Intensiva	367	366	346	333	323	305	301
(C) Ospedalizzati (A+B)	3762	3704	3764	3599	3594	3506	3600
(D) Isolamento Domiciliare	9293	9491	10019	10399	10629	10964	10957
(E) Positivi (C+D)	13055	13195	13783	13998	14223	14470	14557
(F) Positivi(nuovi)	290	140	588	215	225	247	87
(G) Dimessi/Guariti	2708	3019	3231	3634	3989	4256	4383
(H) Deceduti	1927	2015	2094	2171	2252	2331	2409
(I) #Casi (E+G+H)	17690	18229	19108	19803	20464	21057	21349

## Puglia



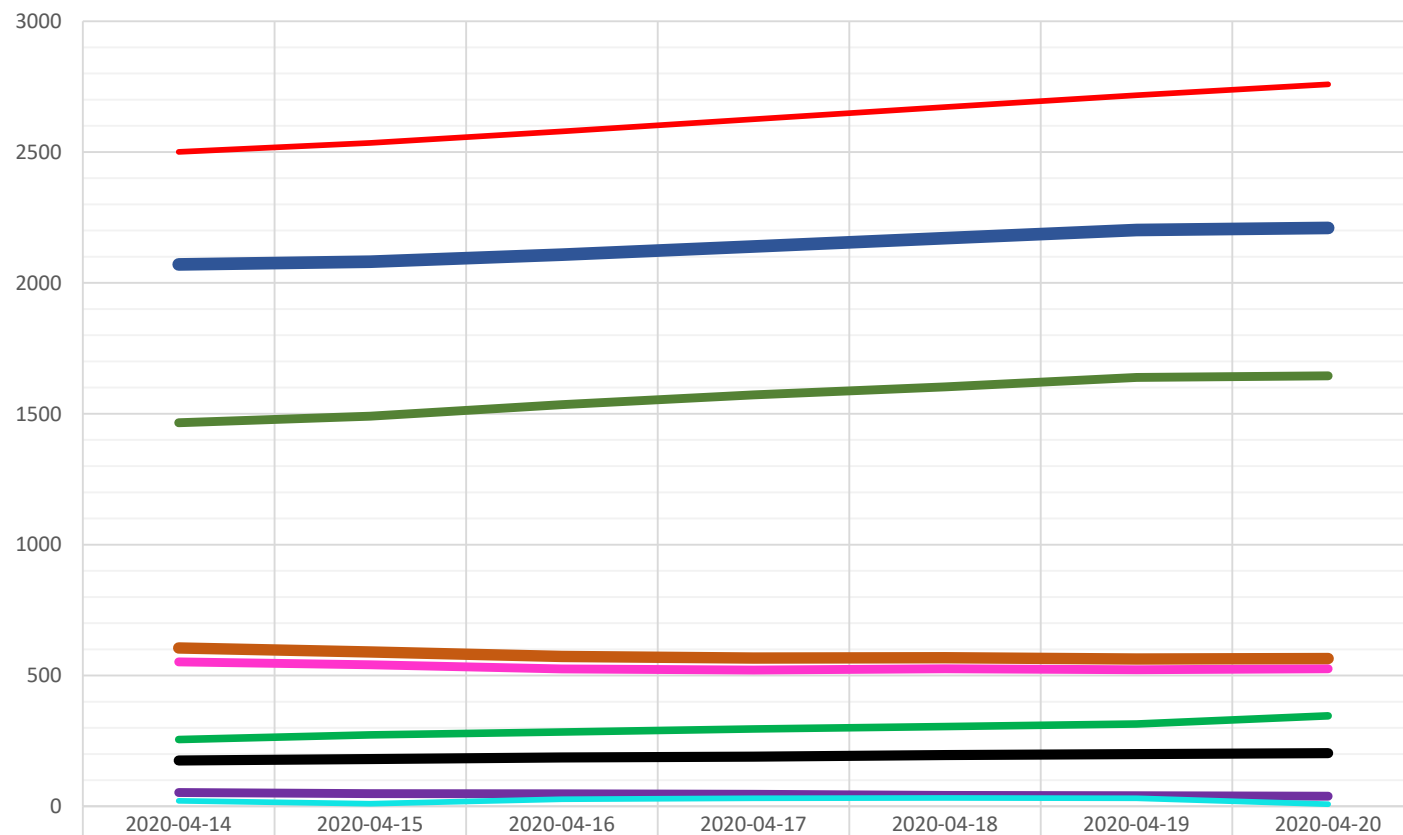
	2020-04-14	2020-04-15	2020-04-16	2020-04-17	2020-04-18	2020-04-19	2020-04-20
(A) Ricoverati	611	592	603	590	594	590	584
(B) Terapia Intensiva	62	73	58	62	60	60	66
(C) Ospedalizzati (A+B)	673	665	661	652	654	650	650
(D) Isolamento Domiciliare	1879	1908	1964	2004	2040	2136	2160
(E) Positivi (C+D)	2552	2573	2625	2656	2694	2786	2810
(F) Positivi(nuovi)	40	21	52	31	38	92	24
(G) Dimessi/Guariti	288	323	334	364	401	427	431
(H) Deceduti	278	288	299	307	314	316	326
(I) #Casi (E+G+H)	3118	3184	3258	3327	3409	3529	3567

## Sardegna



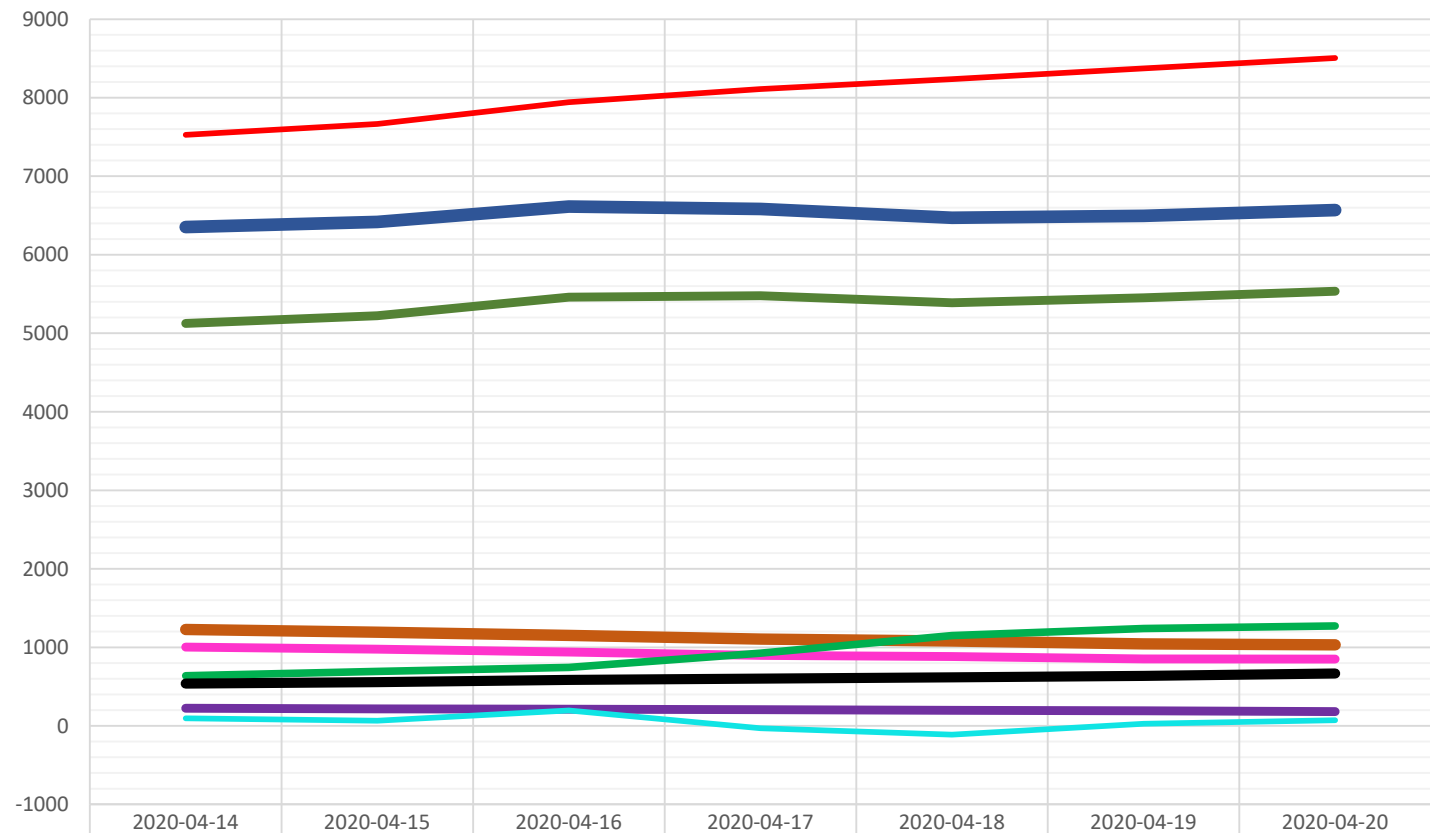
	2020-04-14	2020-04-15	2020-04-16	2020-04-17	2020-04-18	2020-04-19	2020-04-20
(A) Ricoverati	107	107	109	113	112	117	115
(B) Terapia Intensiva	24	26	24	23	23	22	21
(C) Ospedalizzati (A+B)	131	133	133	136	135	139	136
(D) Isolamento Domiciliare	769	737	732	736	746	725	718
(E) Positivi (C+D)	900	870	865	872	881	864	854
(F) Positivi(nuovi)	-14	-30	-5	7	9	-17	-10
(G) Dimessi/Guariti	158	208	214	220	231	265	288
(H) Deceduti	80	83	85	86	86	86	86
(I) #Casi (E+G+H)	1138	1161	1164	1178	1198	1215	1228

## Sicilia



	2020-04-14	2020-04-15	2020-04-16	2020-04-17	2020-04-18	2020-04-19	2020-04-20
(A) Ricoverati	552	541	525	521	526	522	526
(B) Terapia Intensiva	53	49	48	46	42	41	39
(C) Ospedalizzati (A+B)	605	590	573	567	568	563	565
(D) Isolamento Domiciliare	1466	1491	1535	1572	1603	1639	1645
(E) Positivi (C+D)	2071	2081	2108	2139	2171	2202	2210
(F) Positivi(nuovi)	21	10	27	31	32	31	8
(G) Dimessi/Guariti	255	273	284	296	305	315	346
(H) Deceduti	175	181	187	190	196	200	203
(I) #Casi (E+G+H)	2501	2535	2579	2625	2672	2717	2759

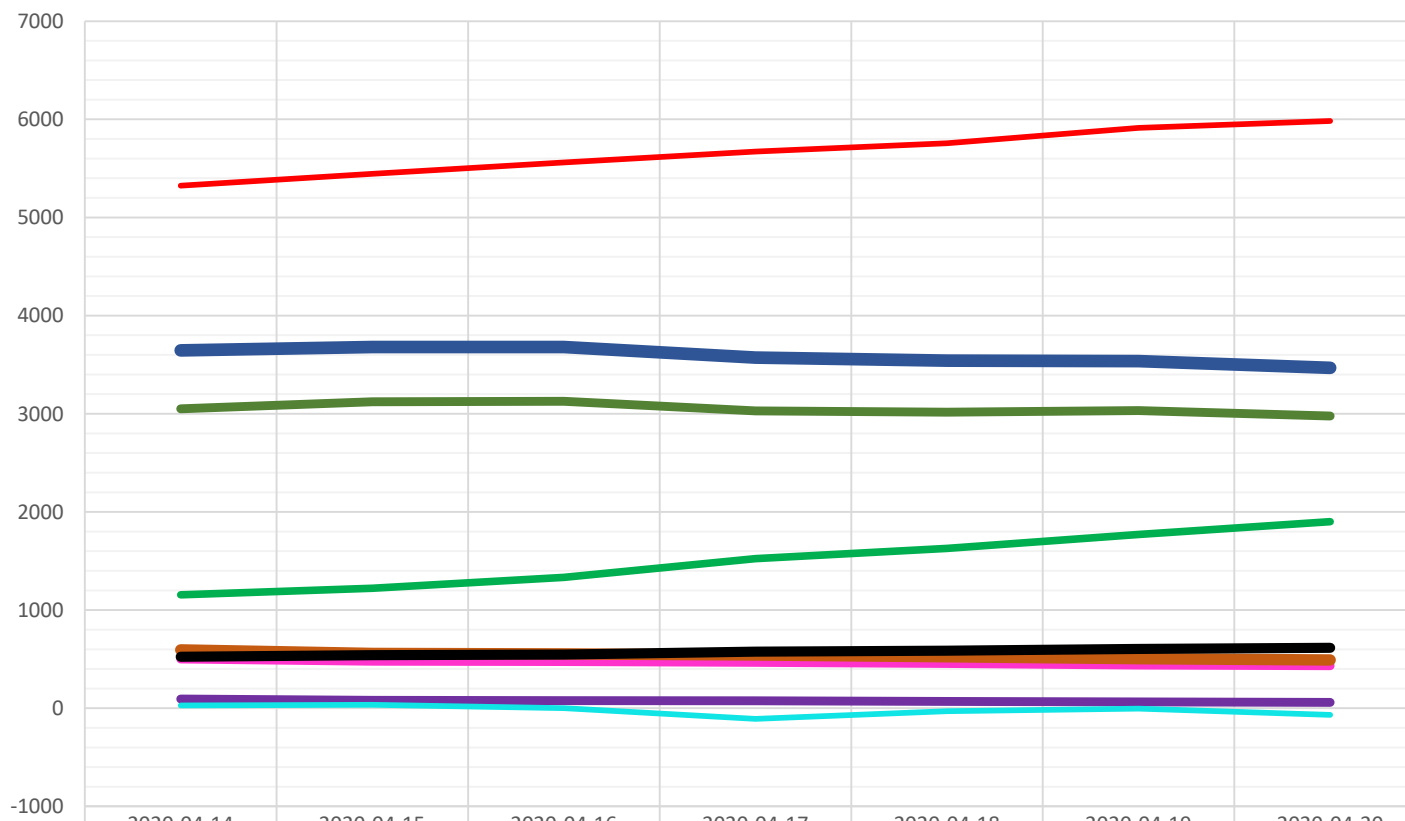
## Toscana



	2020-04-14	2020-04-15	2020-04-16	2020-04-17	2020-04-18	2020-04-19	2020-04-20
(A) Ricoverati	1002	977	940	898	883	852	850
(B) Terapia Intensiva	225	216	213	207	198	192	182
(C) Ospedalizzati (A+B)	1227	1193	1153	1105	1081	1044	1032
(D) Isolamento Domiciliare	5125	5224	5460	5478	5389	5452	5536
(E) Positivi (C+D)	6352	6417	6613	6583	6470	6496	6568
(F) Positivi(nuovi)	95	65	196	-30	-113	26	72
(G) Dimessi/Guariti	637	693	745	925	1149	1239	1272
(H) Deceduti	538	556	585	602	618	637	667
(I) #Casi (E+G+H)	7527	7666	7943	8110	8237	8372	8507

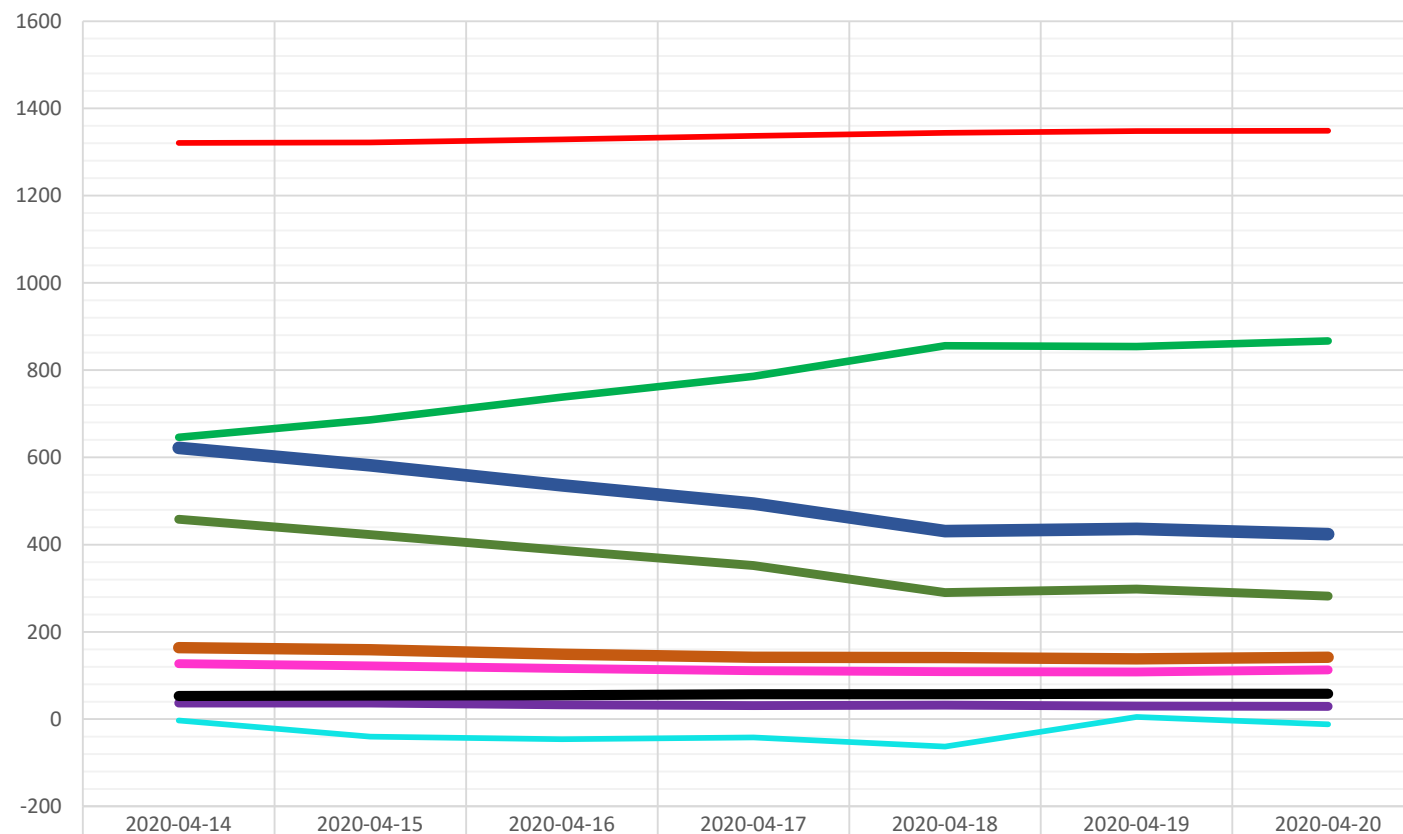


## Trentino Alto Adige



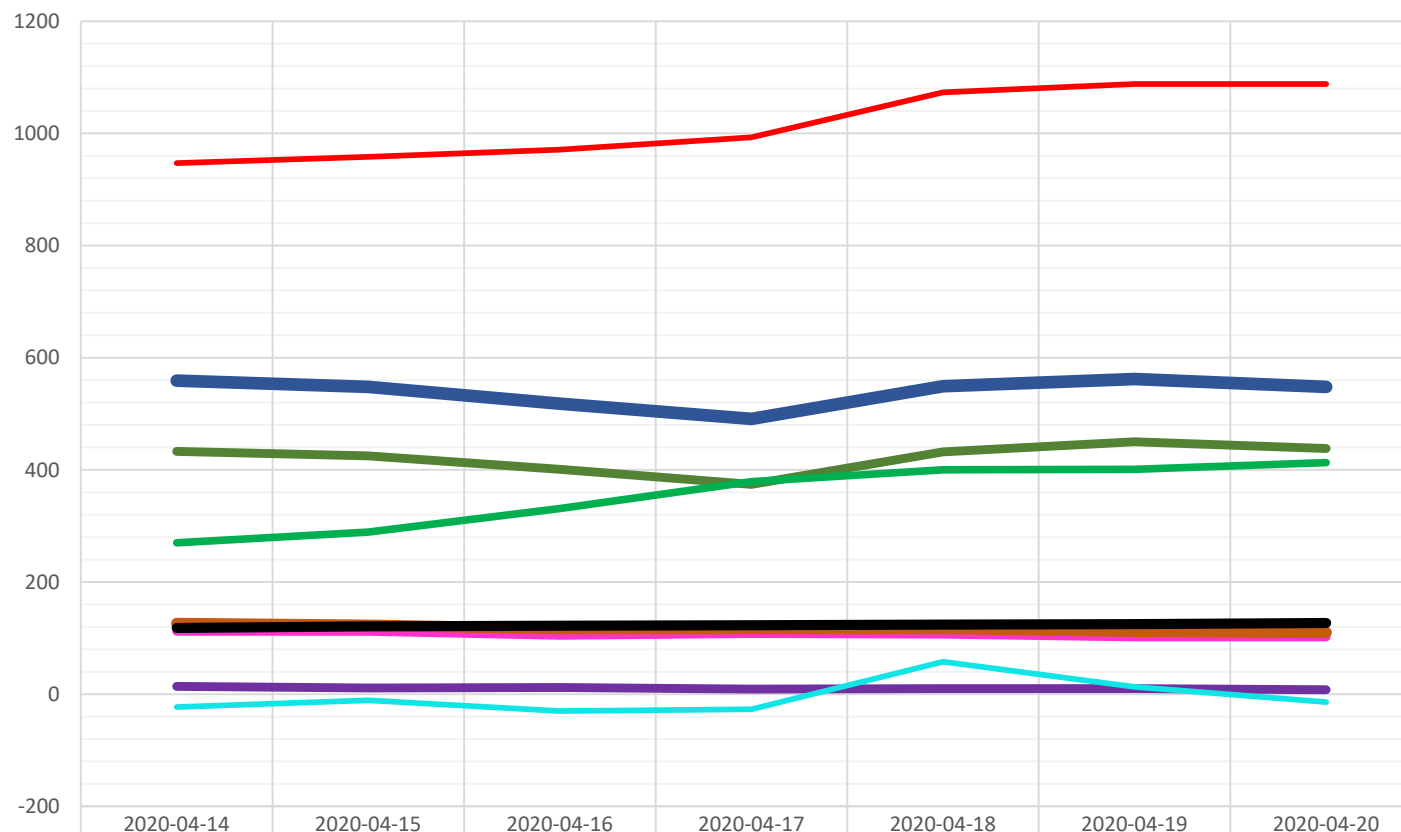
	2020-04-14	2020-04-15	2020-04-16	2020-04-17	2020-04-18	2020-04-19	2020-04-20
(A) Ricoverati	502	478	476	467	455	440	432
(B) Terapia Intensiva	93	80	77	76	70	64	59
(C) Ospedalizzati (A+B)	595	558	553	543	525	504	491
(D) Isolamento Domiciliare	3051	3122	3127	3029	3016	3033	2978
(E) Positivi (C+D)	3646	3680	3680	3572	3541	3537	3469
(F) Positivi(nuovi)	29	34	0	-108	-31	-4	-68
(G) Dimessi/Guariti	1155	1223	1334	1524	1628	1770	1900
(H) Deceduti	524	541	547	576	587	605	615
(I) #Casi (E+G+H)	5325	5444	5561	5672	5756	5912	5984

## Umbria



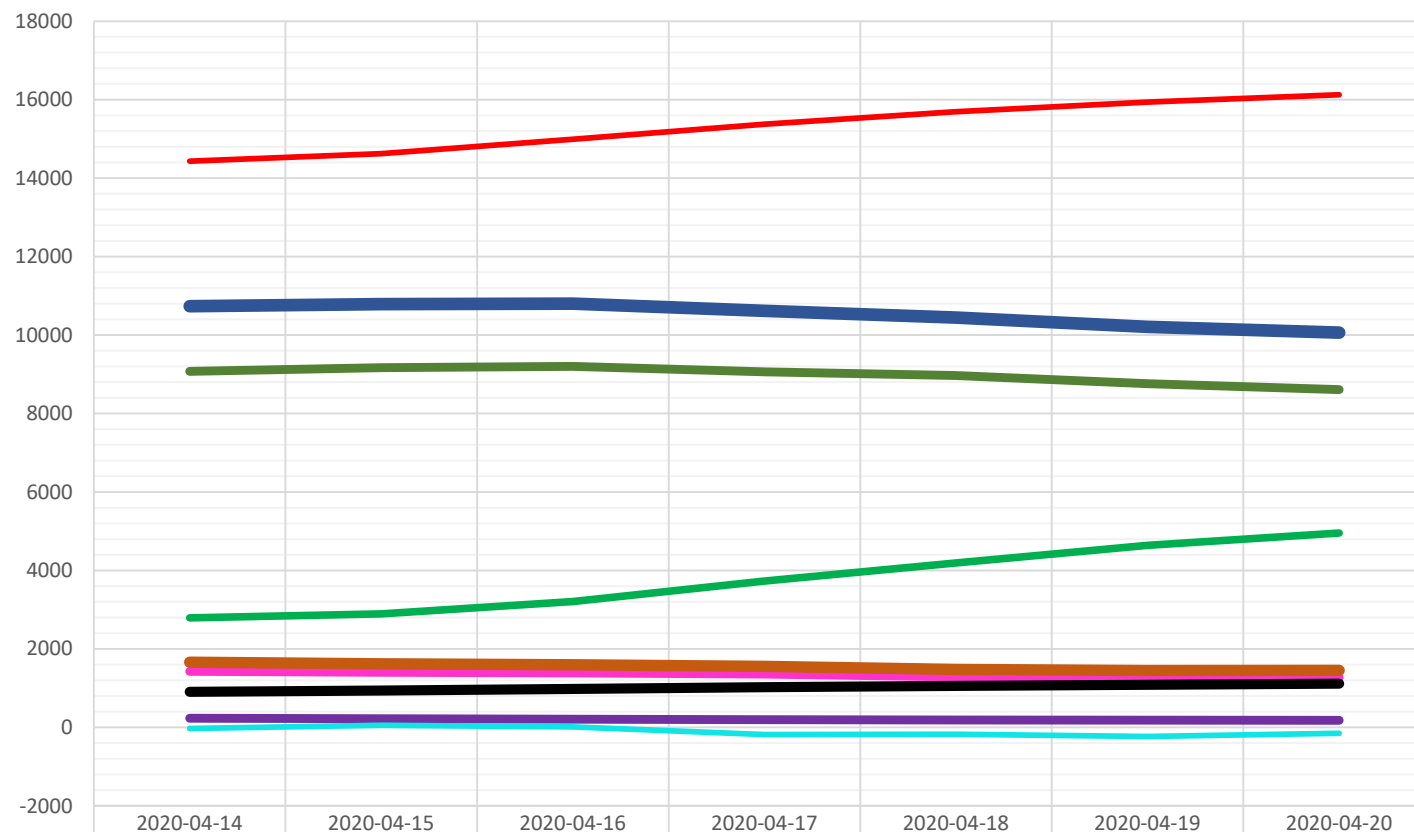
	2020-04-14	2020-04-15	2020-04-16	2020-04-17	2020-04-18	2020-04-19	2020-04-20
(A) Ricoverati	127	122	116	111	109	108	113
(B) Terapia Intensiva	37	37	33	31	32	30	29
(C) Ospedalizzati (A+B)	164	159	149	142	141	138	142
(D) Isolamento Domiciliare	458	423	387	352	290	298	282
(E) Positivi (C+D)	622	582	536	494	431	436	424
(F) Positivi(nuovi)	-3	-40	-46	-42	-63	5	-12
(G) Dimessi/Guariti	646	686	738	786	856	854	867
(H) Deceduti	53	54	55	57	57	58	58
(I) #Casi (E+G+H)	1321	1322	1329	1337	1344	1348	1349

## Valle d'Aosta



	2020-04-14	2020-04-15	2020-04-16	2020-04-17	2020-04-18	2020-04-19	2020-04-20
(A) Ricoverati	112	112	105	108	107	102	102
(B) Terapia Intensiva	14	11	12	9	10	10	8
(C) Ospedalizzati (A+B)	126	123	117	117	117	112	110
(D) Isolamento Domiciliare	433	425	401	374	432	450	438
(E) Positivi (C+D)	559	548	518	491	549	562	548
(F) Positivi(nuovi)	-23	-11	-30	-27	58	13	-14
(G) Dimessi/Guariti	270	289	331	379	400	401	413
(H) Deceduti	118	121	122	123	124	125	127
(I) #Casi (E+G+H)	947	958	971	993	1073	1088	1088

## Veneto



	2020-04-14	2020-04-15	2020-04-16	2020-04-17	2020-04-18	2020-04-19	2020-04-20
(A) Ricoverati	1427	1402	1388	1359	1287	1264	1273
(B) Terapia Intensiva	233	219	209	197	190	184	180
(C) Ospedalizzati (A+B)	1660	1621	1597	1556	1477	1448	1453
(D) Isolamento Domiciliare	9076	9168	9203	9062	8967	8762	8608
(E) Positivi (C+D)	10736	10789	10800	10618	10444	10210	10061
(F) Positivi(nuovi)	-30	53	11	-182	-174	-234	-149
(G) Dimessi/Guariti	2790	2895	3209	3730	4189	4638	4954
(H) Deceduti	906	940	981	1026	1059	1087	1112
(I) #Casi (E+G+H)	14432	14624	14990	15374	15692	15935	16127